

SINGER
153W102

W. Wilson

Form 2745w

(142)

Printed in U. S. A.

LIST OF PARTS



SINGER

MACHINE No. 153w102

THE SINGER MANUFACTURING COMPANY

From the library of: Diamond Needle Corp

153w102

INDEX

Accessories	13
Bobbin Winder	13
Foot Lifter	14
Machine No. 153w102	5
Numerical List of Parts	15
Work Plate	14

Copyright © 1942 by The Singer Manufacturing Company

From the library of: Diamond Needle Corp

INSTRUCTIONS FOR ORDERING

In ordering from this list, use ONLY the PART number in the FIRST column.

The number stamped on a Sewing Machine Part is the number of the Single Part only, except when the part includes Set Screws, Clamping Screws, Studs and Rollers Spun on, Small Wires riveted, or Parts soldered together, etc., which it is necessary to furnish in combination.

Every combination of parts sent out has its specific number which, although not stamped on Parts (except in above case), must be used when ordering the combination.

Each number always indicates the SAME PART in whatever list it appears, or for whatever Machine.

The letters after some of the numbers indicate the style of finish only, as follows:

- A. Hardened, Polished, Nickel Plated and Buffed.
- B. Polished, Nickel Plated and Buffed.
- C. Hardened only.
- D. Polished only.
- E. Soft, not polished.
- F. Hardened and Polished.
- H. Blued.
- J. Nickel Plated only.
- R. Merlized.
- X. Black Oxide.
- XC. Hardened and Black Oxide.
- Y. Black Nickel only.

These letters MUST BE USED when they appear in the list and AFTER the number, as in the list.

In this series:


200001 to 201500 and 350001 to 351500 are Screw Numbers.
 201501 to 201800 and 351501 to 351800 are Nut Numbers.
 201801 to 202000 and 351801 to 352000 are Roller Numbers.
 202001 to 350000 are Numbers of Machine Parts.

The figures in the second column refer only to the plate in which the illustration of the part is shown and are NOT TO BE USED in ordering.

Two or more numbers over a cut indicate that the difference between such parts is not visible in an illustration.

Parts marked with an asterisk (*) are furnished when repairs are made at the factory.

LIST OF PARTS COMPLETE FOR



MACHINE No. 153 w102

HIGH SPEED. BELT DRIVE. VERTICAL HOOK.
 LINK TAKE-UP. SAFETY CLUTCH.
 FOOT LIFTER.

Four Motion Feed Mechanism For Setting Sleeves
 in Mackinaw Coats and Similar Work.

From the library of: Diamond Needle Corp

No.	Plate	Name
*240669	-----	Arm with 202135
224002	16914	" Cap
200278H	16914	" " Screw
202248	16914	" " " Washer
204235	16915	" Position Pin (2)
200004E	16915	" Screw (3)
202005	16915	" " Washer (3)
240670	16914	" Shaft with 224392 and 350431E
223607	16914	" " Bushing (back) with 202260
202260	16914	" " " " Oil Packing (wick)
200338C	16914	Arm Shaft Bushing (back) Set Screw
207080	16914	" " " (front) with 202244
202244	16914	" " " " Oil Packing (wick)
200502B	16914	Arm Shaft Bushing (front) Oil Packing Thumb Screw

No.	Plate	Name
200338C	16914	Arm Shaft Bushing (front) Set Screw
224103	16915	" " Connection Belt
224104	16915	" " " " Fulley with 200327C, 200602E and two 202253
200602E	16915	Arm Shaft Connection Belt Pulley Position Screw
200327C	16915	Arm Shaft Connection Belt Fulley Set Screw
202253	16915	" " " " " Spring Flange
240681	16917	Arm Shaft Connection Belt Timing Plate
200164B	16917	" " " " " " Screw (2)
224392	16914	Arm Shaft Oil Packing (wick)
350431E	16914	" " " " Stop Screw
241584	16914	Balance Wheel (disc) "v" belt groove (outside diam. of belt groove 3.268 in.) with 201346C and 350107C
241561	16914	Balance Wheel (disc)(belt groove 2-3/4 in. diam.) with 200328C and 200335C
Note: Balance Wheel No. 241561 is furnished with this machine unless otherwise specified on order		
200328C	16914	Balance Wheel Position Screw
350107C	16914	" " " " "
200335C	16914	" " Set Screw
201346C	16914	" " " " "
*240682	-----	Bed (cylinder) with 201461C and 213780
240683	16921	" " Cap
222404	16921	" " Position Pin (2)
200100D	16921	" " Screw (2)
213787	16921	" " End Cover
213890	16921	" Base (4 in. high)
Note: Bed Base No. 213890 is furnished with this machine unless otherwise specified on order		
213353	16921	Bed Base (6 in. high)
233728	16921	" " (1-5/8 in. high)
203184	16921	" Clamp
200262H	16921	" " Hinge Screw
202622	16921	" " Packing Washer
200728B	16921	" " Thumb Screw
203185	16921	" " Washer
202618	16921	" Hinge
200030H	16921	" " Screw (6)
213335	16921	" Slide (back)
233643	16921	" " Clamp Plate (back)
233609	16921	" " " " (front)
200582H	16921	" " " " Screw (4)
203470	16916	Bobbin
*235099	-----	" Case
203648	16916	" " Latch
*202056	-----	" " Pin
203473	16916	" " Plunger
203474	16916	" " Spring

No.	Plate	Name
233636	16916	Bobbin Case Lever
*233640	-----	" " " Eccentric
221147	16916	" " " " Position Pin
203576	16916	" " " Fulcrum with 203579
200110D	16916	" " " " Screw
203578	16916	" " " Slide
203579	16916	" " " Stud
241674	16916	" " Oiling Felt
241675	16916	" " " " Retainer
350405C	16916	" " " " Screw
203214	16916	" " Tension Spring
200984C	16916	" " " " Regulating Screw
200594C	16916	" " " " Screw
203216	16916	" " Washer (cloth)
235100	16916	Bobbin Case complete, Nos. 200594C, 200984C, 202056, 203214, 203216, 203473, 203474, 203648, 235099, 241674, 241675 and two 350405C
210911	16921	Face Plate
202135	16921	" " Position Pin
200473B	16921	" " Thumb Screw
240684	16917	Feed Bar
200549C	16917	" " Hinge Screw
201531E	16917	" " " Nut
240678	16917	" " Oiling Felt
240665	16922	" Dog, 46 needle hole, for needle sizes 16 and 18
Note: Feed Dog 240665 is furnished with this machine unless otherwise specified on order.		
240666	16922	Feed Dog, 40 needle hole, for needle sizes 20 and 22
350149E	16922	Feed Dog Screw
224106	16915	" Driving Connection with 200049D and 202277
350410C	16915	Feed Driving Connection Hinge Screw
201517D	16915	" " " " " Nut
202277	16915	" " " " " Oil Packing (wick)
202277	16915	Feed Driving Connection Oil Packing (wick)
200049D	16915	" " " Pinch Screw
202300	16915	" " Eccentric Regulating Bracket
224107	16915	" " " " " 202300 with 224108, two each 200256C and 201525E
224108	16915	Feed Driving Eccentric Regulating Bracket Flange with 200383C and 200437C
200437C	16915	Feed Driving Eccentric Regulating Bracket Flange Position Screw
200383C	16915	Feed Driving Eccentric Regulating Bracket Flange Set Screw
200256C	16915	Feed Driving Eccentric Regulating Bracket Hinge Screw

No.	Plate	Name
201525E	16915	Feed Driving Eccentric Regulating Bracket Hinge Screw Nut
202301	16915	Feed Driving Eccentric Regulating Bracket Plunger
202595	16915	Feed Driving Eccentric Regulating Bracket Plunger Spring
200607C	16915	Feed Driving Eccentric Regulating Bracket Plunger Spring Stop Screw
200256C	16915	Feed Driving Eccentric Regulating Bracket Stop Screw
201525E	16915	Feed Driving Eccentric Regulating Bracket Stop Screw Nut
200429C	16915	Feed Driving Eccentric Regulating Screw
200383C	16915	" " " " " "
		Check Screw
240686	16917	Feed Driving Rock Shaft
233614	16917	" " " " " Bearing
201525E	16917	" " " " " Nut
235021	16917	" " " " " Bushing
200346C	16917	" " " " " Set Screw
240668	16917	" " " " " Collar with 200113F
200113F	16917	" " " " " Set Screw
240687	16917	" " " " " Crank with 200050C
200050C	16917	" " " " " Pinch Screw
240688	16917	" Lifting Eccentric with 200386C and 201418C
201418C	16917	Feed Lifting Eccentric Position Screw
200386C	16917	" " " " " Set Screw
240689	16917	" " " " " Fork
240690	16917	" " " " " Gib
200103D	16917	" " " " " Screw (2)
240691	16917	" " " " " Oiling Felt
240613	16914	" Regulating Spindle with 202443, 202619 and 240614
*240614	-----	Feed Regulating Spindle Head
202443	16914	" " " " " Pin
202619	16914	" " " " " Position Pin
240617	16921	Foot Lifter Lifting Lever
200262H	16921	" " " " " Hinge Screw
227561	16921	" " " " " Spring
200835D	16921	" " " " " Screw
*203522	-----	Hook (sewing)
203523	16916	" 203522 with 203525 and two 201253F
238250	16916	Hook and Bobbin Case complete, Nos. 203523 and 235100
233697	16916	Hook Bevel Gear Socket, 18 teeth
200556H	16916	" " " " " Screw
240702	16917	" " " " " Pinion (left) with three 200386C

9/2

No.	Plate	Name
200386C	16917	Hook Bevel Pinion Set Screw
240692	16917	" " " " " Driving Shaft
235021	16917	" " " " " Bushing (back)
200362C	16917	" " " " " " " Set Screw
213380	16917	" " " " " " " (front)
201461C	16917	" " " " " " " Position Screw
202644	16917	Hook Driving Shaft Collar with two 200393C
200393C	16917	" " " " " " " Set Screw
240623	16917	" " " " " Lock Ratchet with 200354C and 200362C
200354C	16917	Hook Driving Shaft Lock Ratchet Position Screw
200362C	16917	Hook Driving Shaft Lock Ratchet Set Screw
265044	16917	" " " " " Stud
248423	16917	" " " " " " " Cotter Pin
265045	16917	" " " " " " " Socket
248425	16917	" " " " " " " Spring
265046	16917	Hook Driving Shaft Lock Stud complete, Nos. 248423, 248425, 265044 and 265045
240621	16917	Hook Driving Shaft Oil Tube (brass)
203525	16916	" " " " " Gib
201253F	16916	" " " " " Screw
240736	16916	" " " " " Saddle
240727	16916	Hook Saddle complete, Nos. 200110D, 200556H, 202299, 203576, 203578, 233626, 233697, 238237, 238250 and 240736
202299	16916	Hook Saddle Oil Packing (wick)
200541E	16916	" " " " " Screw (2)
221927	16916	" " " " " Washer (2)
222227	16916	" " " " " Washer with 233640 and three 221147
240020	16919	Needle Bar with 200125F, 200175D and 240039
238251	16919	" " " " " Connecting Link
264718	16919	" " " " " " " Oil Guard
201193D	16919	" " " " " " " " " Screw
202333	16919	" " " " " " " Stud with 202254
202354	16919	" " " " " " " " " Oil Packing (wick)
200374C	16919	Needle Bar Connecting Link Stud Set Screw
200383C	16919	" " " " " " " " " "
264714	16919	" " " " " " " Stud with 200072C and 202277
202277	16919	Needle Bar Connecting Stud Oil Packing (wick)
200072C	16919	Needle Bar Connecting Stud Pinch Screw
202692	16919	" " " " " Crank with 200335C, 200374C, 200383C, 200428C and 202353
240021	16919	Needle Bar Crank 202692 with 202399, 202400 238251, 240022 and 264714
202172	16919	Needle Bar Crank Friction Washer
200428C	16919	" " " " " Position Screw
200335C	16919	" " " " " Set Screw

From the library of Diamond State College

No.	Plate	Name
237339	16919	Needle Bar Rock Frame
210910	16919	" " " " Hinge Stud with 202277
202277	16919	Needle Bar Rock Frame Hinge Stud Oil Packing (wick)
200347C	16919	Needle Bar Rock Frame Hinge Stud Set Screw
202666	16919	" " " " Position Bracket
200098F	16919	" " " " " " Screw
223690	16918	" " " " Rock Shaft
223691	16918	" " " " " " 223690 with 200387C and 210920
264112	16918	Needle Bar Rock Frame Rock Shaft Crank with 200029E
240624	16915	Needle Bar Rock Frame Rock Shaft Crank Connection with 202277
200833C	16915	Needle Bar Rock Frame Rock Shaft Crank Connection Hinge Screw
201522E	16915	Needle Bar Rock Frame Rock Shaft Crank Connection Hinge Screw Nut
202277	16915	Needle Bar Rock Frame Rock Shaft Crank Connection Oil Packing (wick)
200029E	16918	Needle Bar Rock Frame Rock Shaft Crank Pinch Screw
202668	16918	Needle Bar Rock Frame Slide Block
210920	16918	" " " " " " 202668 with 201141C
201141C	16918	Needle Bar Rock Frame Slide Block Screw Stud
200387C	16918	Needle Bar Rock Frame Slide Block Screw Stud Set Screw
240039	16919	Needle Bar Thread Guide
200175D	16919	" " " " " Screw
200125F	16919	" Set Screw
208566	16278	Presser Bar with 200074F
207072	16278	" " Bushing (2)
200352C	16278	" " " Set Screw (2)
202671	16278	" " Lifter
200653C	16278	" " " Hinge Screw
207963	16278	" " Lifting Releasing Lever Bracket
200975F	16278	Presser Bar Lifting Releasing Lever Bracket Guide Screw
206608	16278	Presser Bar Lifting Releasing Lever Bracket Spring
202337	16278	Presser Bar Position Guide
202338	16278	" " " " Lever with 200086F
200086F	16278	Presser Bar Position Guide Lever Pinch Screw
200352C	16278	Presser Bar Position Guide Set Screw
207965	16921	" " Spring (flat)
210949	16278	" " " Bracket with 200086C

No.	Plate	Name
200096C	16278	Presser Bar Spring Bracket Pinch Screw
250246C	16921	" " " Regulating Screw
200948F	16921	" " " Support Screw
202096	16922	" Foot Hinge Pin
202013	16922	" " Plate
200074F	16278	" " Screw
215911	16922	" " Shank
229882	16922	Presser Foot (hinged) complete, Nos. 202090, 202013 and 215911
265022	16917	Safety Clutch Hook Driving Shaft Position Collar with two 201254C
201254C	16917	Safety Clutch Hook Driving Shaft Position Collar Set Screw
265101	16917	Safety Clutch Locking Lever
265050	16917	" " " " Connecting Link
350433C	16917	" " " " Hinge Screw
265102	16917	" " " " Spring
350476C	16917	" " " " " Screw
240626	16917	" " Pulley with 202253
202253	16917	" " " Spring Flange
265057	16917	" " Throw-in Latch
265052	16917	" " " " Pin
265051	16917	" " " " Spring
240627	16917	Safety Clutch complete, Nos. 240626, 265022, 265050 to 265052, 265057, 265101, 265102, 350433C and 350476C
240022	16919	Take-up Lever
202399	16919	" " Driving Stud with 202277
202277	16919	" " " " Oil Packing (wick)
202400	16919	Take-up Lever Hinge Stud with 202423
202423	16919	" " " " Oil Packing (wick)
200323C	16919	Take-up Lever Hinge Stud Set Screw
202401	16278	" " Oiling Felt
200132E	16278	" " " " Screw
240022	16920	Tension Bracket with 201224B and 236060
200159F	16920	" " " Screw
240024	16920	Tension Bracket complete, Nos. 13710, 200978H, 201199F, 204271, 223703, 223704, 223706, 237174, 240023, two each 200309E, 201572B and 244048
244048	16920	Tension Disc
236060	16920	" " Position Pin
223703	16920	" Release Lever
235072	16278	" " " Rod
200309E	16920	" " " Screw
223704	16920	" " Plunger
204271	16920	" " Washer
13710	16920	" Spring
201224B	16920	" Stud
201572B	16920	" Thumb Nut

Digitized by Google

No.	Plate	Name
223706	16920	Thread Controller Disc
200978H	16920	" " " Screw
237174	16920	" " Spring
240627	16920	" " " Stop
200132E	16920	" " " Screw
201199F	16920	" " Stud with 204025
200061C	16920	" " Set Screw
201572B	16920	" " Thumb Nut
204925	16920	" " Washer
202412	16914	" Guide
224040	16920	" " "
210954	16920	" " (lower)
210955	16920	" " (upper)
200582H	16920	" " Screw (4)
240034	16920	" Retainer
200366H	16920	" " Set Screw
240628	16922	Throat Plate
200577XC	16922	" " Screw (2)

SINGER Needles should be used
in SINGER Machines
These Needles and their Containers
are marked with the
Company's Trademark "SIMANCO" 1

Needles in Containers marked
"FOR SINGER MACHINES"
are NOT SINGER made needles 2

ACCESSORIES

No.	Plate	Name
203470	16916	Bobbin (5)
*225482	-----	" Case Screw Driver Blade
*225483	-----	" " " " Handle
225497	17716	Bobbin Case Screw Driver complete, Nos. 225482 and 225483
138 X 7	-----	Needles, six, size 18
227104	16962	Drip Pan (cast iron, square) with one wood screw 1-1/2 in., No. 14 R.H.B.
51078	17716	Machine Bolt (4)
6055	17716	" " Washer (4)
41401	17716	" Rest Pin (wood)
120347	17716	Oilier (copper plated) with 120342
120347	17716	" Spout (3-1/2 in. long)
225498	17716	Screw Driver (7-1/4 in. long)
225554	17716	Wrench

BOBBIN WINDER

(SWINGING AUTOMATIC, RIGHT HAND)

259428	16615	Brake (leather)
259429	16615	" Clamp
200113F	16615	" " Screw
225453	16615	Frame with 202277 and 225438
225454	16615	" Hinge Pin
202277	16615	" Oil Packing (wick)
225428	16615	" " Well Cap
225455	16615	" Spring
225456	16615	" " Plunger
225268	16615	Pulley with 200380C
200380C	16615	" Set Screw
225381	16615	Spindle
225444	16615	Stop Latch
200056E	16615	" " Screw
225458	16615	" " Thumb Lever
225459	16615	" " " " Hinge Stud
225459	16615	" " " " Joint Stud
202478	16615	" " Trip Lever
200299H	16615	" " " " Hinge Screw
225461	16615	Tension Bracket with 201499B

BOBBIN WINDER

No.	Plate	Name
200082D	16615	Tension Bracket Screw
228026	16615	" " " Washer
2102	16615	" Disc
13710	16615	" Spring
201499B	16615	" Stud
201572B	16615	" " Thumb Nut
225462	16615	Bobbin Winder Tension Bracket complete, Nos. 13710, 201572B, 225461 and two 2102
259430	16615	Bobbin Winder and Tension Bracket Base
259431	16615	Universal Bobbin Winder complete, Nos. 200056E, 200082D, 200113F, 200299H, 202478, 225368, 225381, 225444, 225453 to 225456, 225458, 225462, 228026, 259428 to 259430 two each 225459 and wood screws 3/4 in., No. 12, R. H. B.

FOOT LIFTER

227952	16962	Lever with 227954
227678	16962	" Chain, 48 in. long with 202784
227954	16962	" " Hook (lower)
202784	16962	" " " (upper)
225016	16962	" Hinge Pin
227953	16962	" Stand with two wood screws 1 in., No. 12
227955	16962	Foot Lifter Lever complete, Nos. 225016, 227678, 227952 and 227953

(Other Foot Lifter parts are listed with parts of machine head)

WORK PLATE

240629	16923	Work Plate with 1698C, 50018C and 240630
240630	16923	" " Support
50018C	16923	" " " Screw
1698C	16923	" " " " Nut


NUMERICAL LIST OF PARTS

No.	Plate	Name
1698C	16923	Work Plate Support Screw Nut, for 240629
2102	16615	Bobbin Winder Tension Disc, for 225462
6055	17716	Machine Bolt Washer
13710	16615	Bobbin Winder Tension Spring, for 225462
13710	16920	Tension Spring, for 240024
41401	17716	Machine Rest Pin (wood)
50018C	16923	Work Plate Support Screw, for 240629
51078	17716	Machine Bolt
120342	17716	Oiler (copper plated) with 120343
120343	17716	" Spout (3-1/2 in. long), for 120342
200004E	16915	Arm Screw
200029E	16918	Needle Bar Rock Frame Rock Shaft Crank Pinch Screw, for 264112
200030H	16921	Bed Hinge Screw
200049D	16915	Feed Driving Connection Pinch Screw, for 224106
200050C	16917	Feed Driving Rock Shaft Crank Pinch Screw, for 240687
200056E	16615	Bobbin Winder Stop Latch Screw, for 259431
200061C	16920	Thread Controller Stud Set Screw
200072C	16919	Needle Bar Connecting Stud Pinch Screw, for 264714
200074F	16278	Presser Foot Screw, for 208566
200082D	16615	Bobbin Winder Tension Bracket Screw, for 259431
200086F	16278	Presser Bar Position Guide Lever Pinch Screw, for 202738
200086C	16278	Presser Bar Spring Bracket Pinch Screw, for 210949
200098F	16919	Needle Bar Rock Frame Position Bracket Screw
200100D	16921	Bed (cylinder) Cap Screw
200100B	16917	Feed Lifting Fork G1b Screw <i>350132</i>
200110D	16916	Bobbin Case Lever Fulcrum Screw, for 240737
200113F	16615	Bobbin Winder Brake Clamp Screw, for 259431
200113F	16917	Feed Driving Rock Shaft Collar Set Screw, for 240668
200125F	16919	Needle Set Screw, for 240020
200132E	16278	Take-up Lever Oiling Felt Screw
200132E	16920	Thread Controller Spring Stop Screw
200159F	16920	Tension Bracket Screw
200164B	16917	Arm Shaft Connection Belt Timing Plate Screw

No.	Plate	Name
350346C	16921	Presser Bar Spring Regulating Screw
350405C	16916	Bobbin Case Oiling Felt Retainer Screw, for 235100
350410C	16915	Feed Driving Connection Hinge Screw
350431E	16914	Arm Shaft Oil Packing Stop Screw, for 240670
350433C	16917	Safety Clutch Locking Lever Hinge Screw, for 240637
350436C	16917	Safety Clutch Locking Lever Spring Screw, for 240637

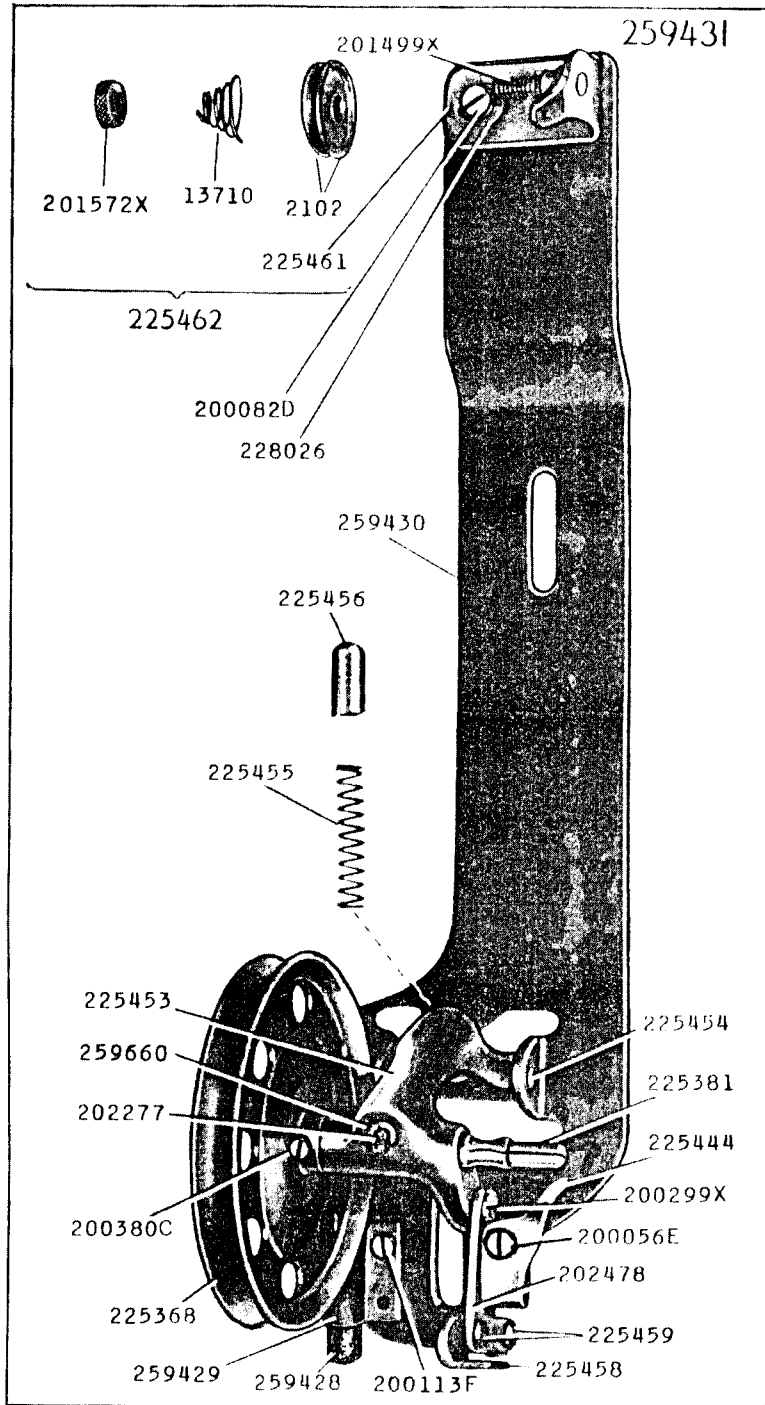
**SINGER Needles should be used
in SINGER Machines
These Needles and their Containers
are marked with the
Company's Trademark "SIMANCO" 1**

**Needles in Containers marked
"FOR SINGER MACHINES"
are NOT SINGER made needles 2**

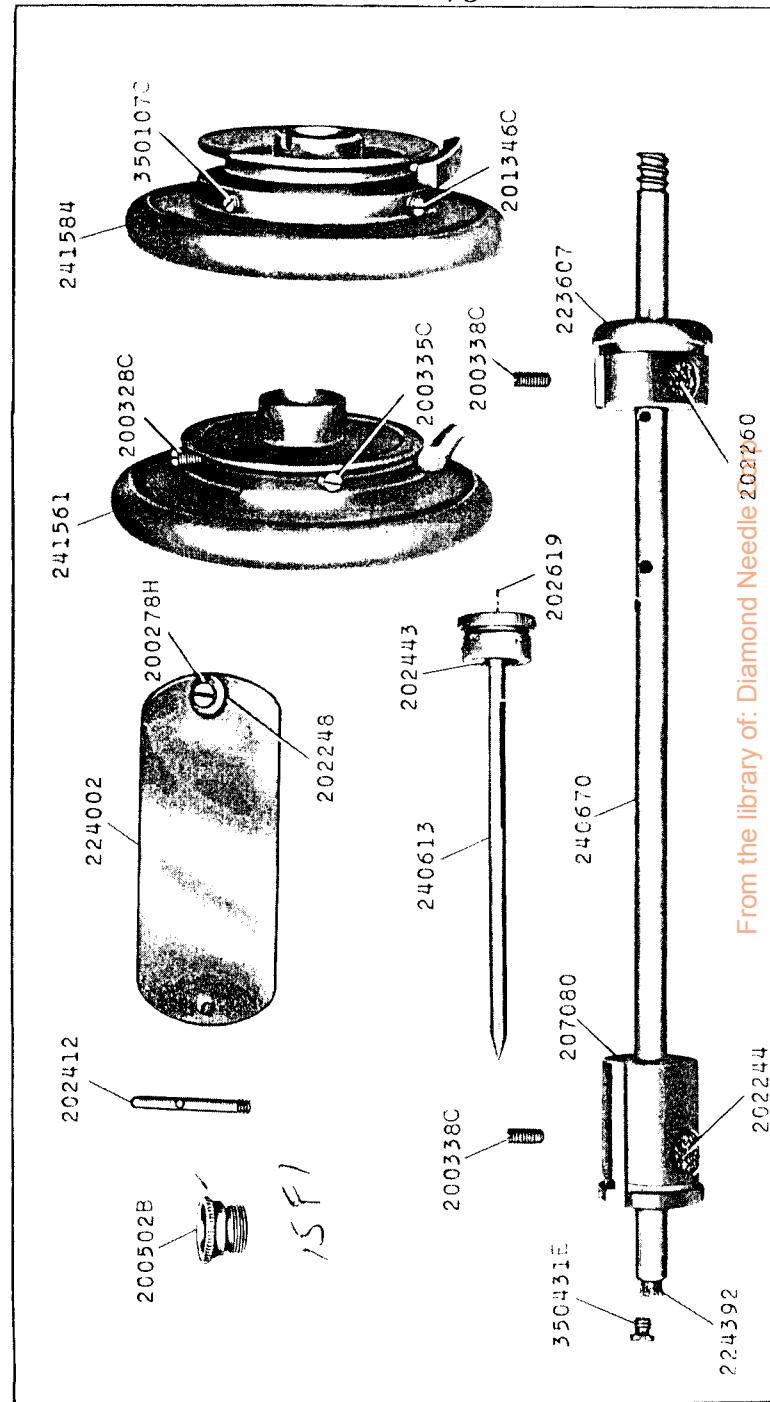


From the library of: Diamond Needle Corp

16615 - 1/2



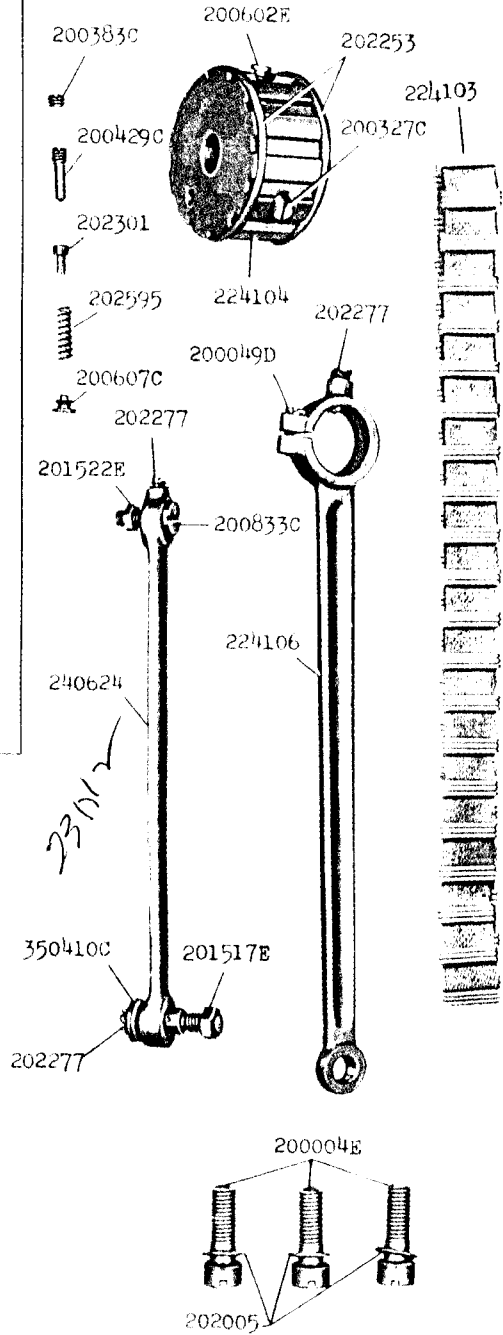
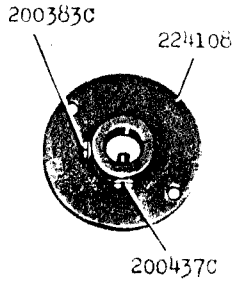

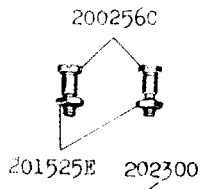
16914 - 3/8




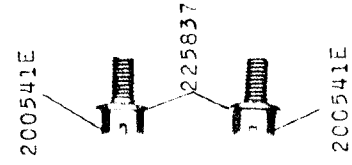

From the library of: Diamond Needle 202260

16915 - 3/8

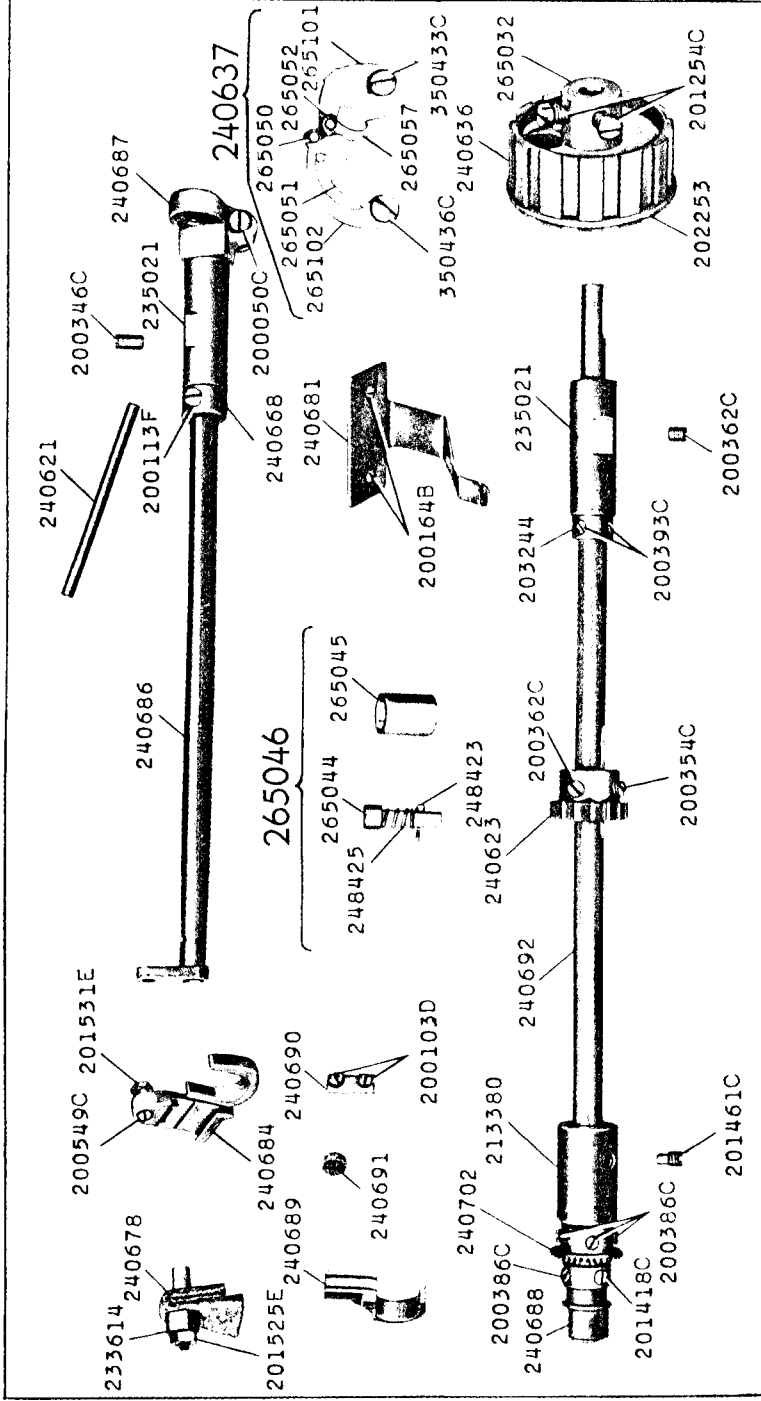
224107



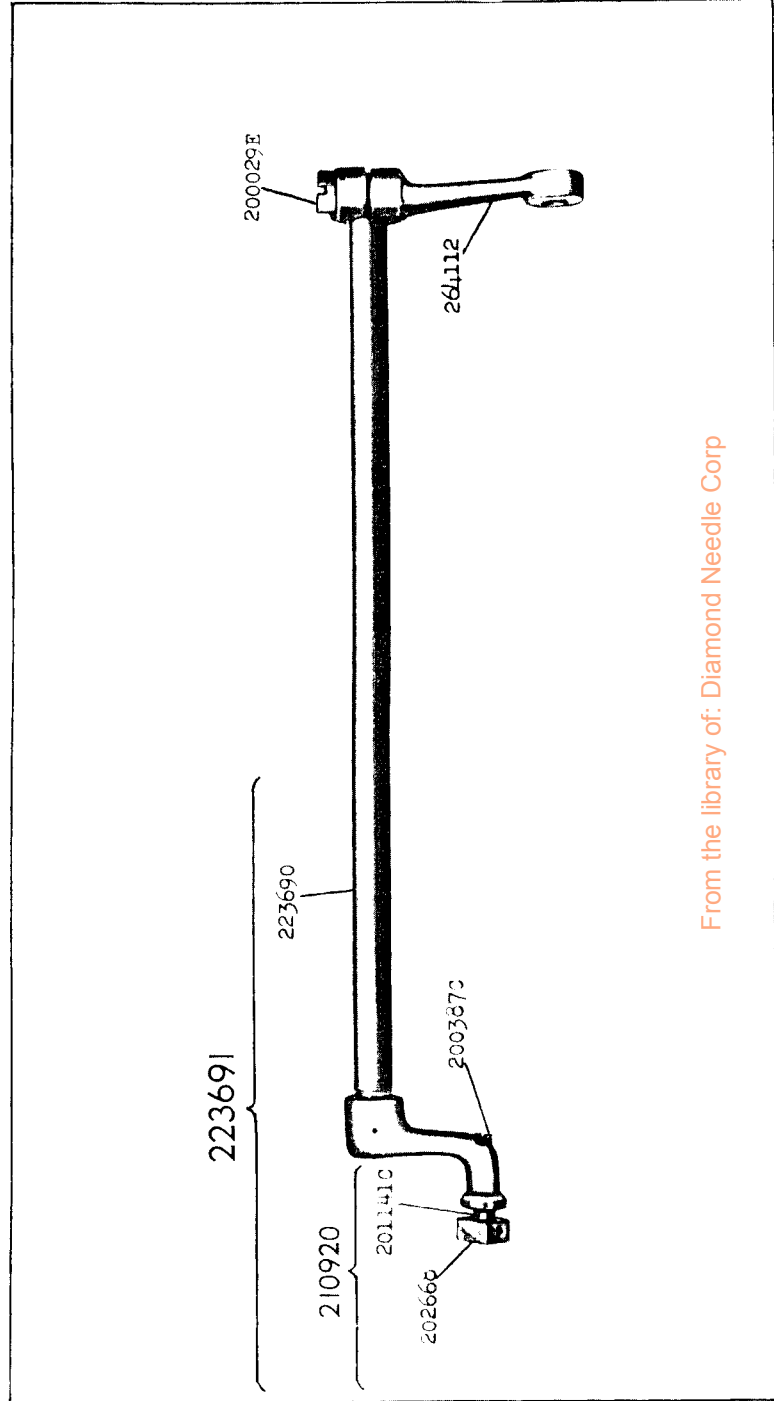
16916 - 2/3



16917 - 3/8

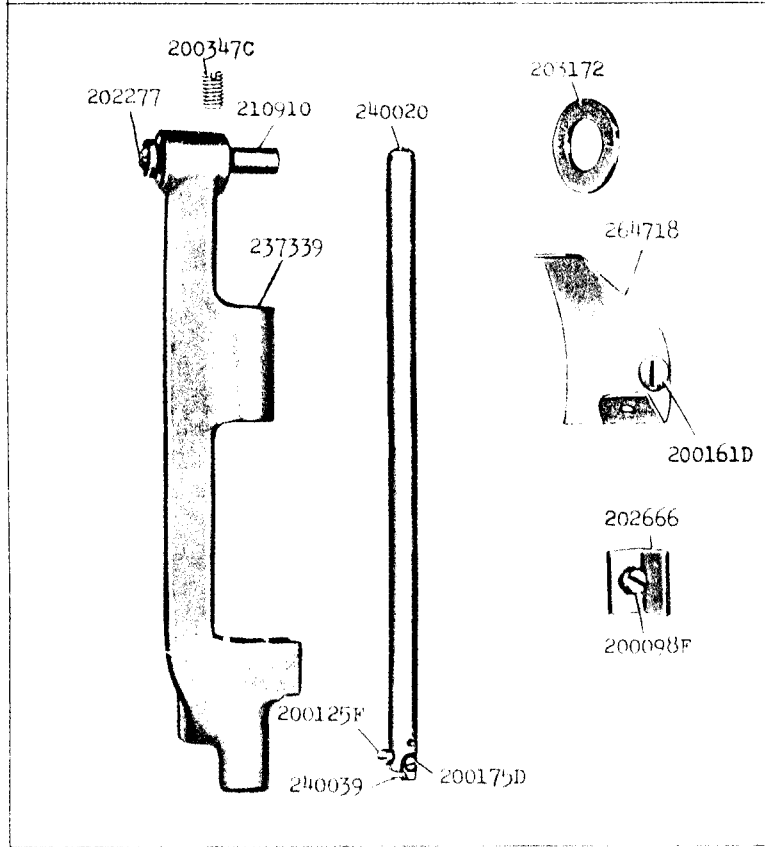
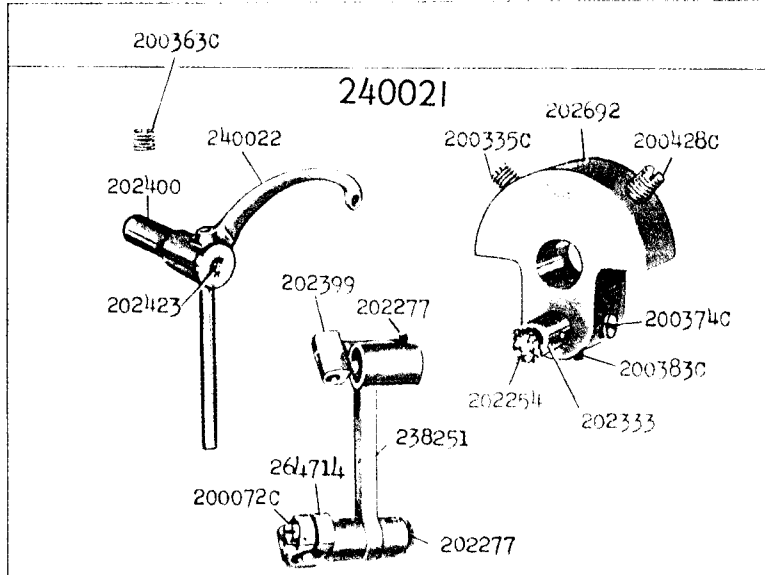


16918 - 1/2

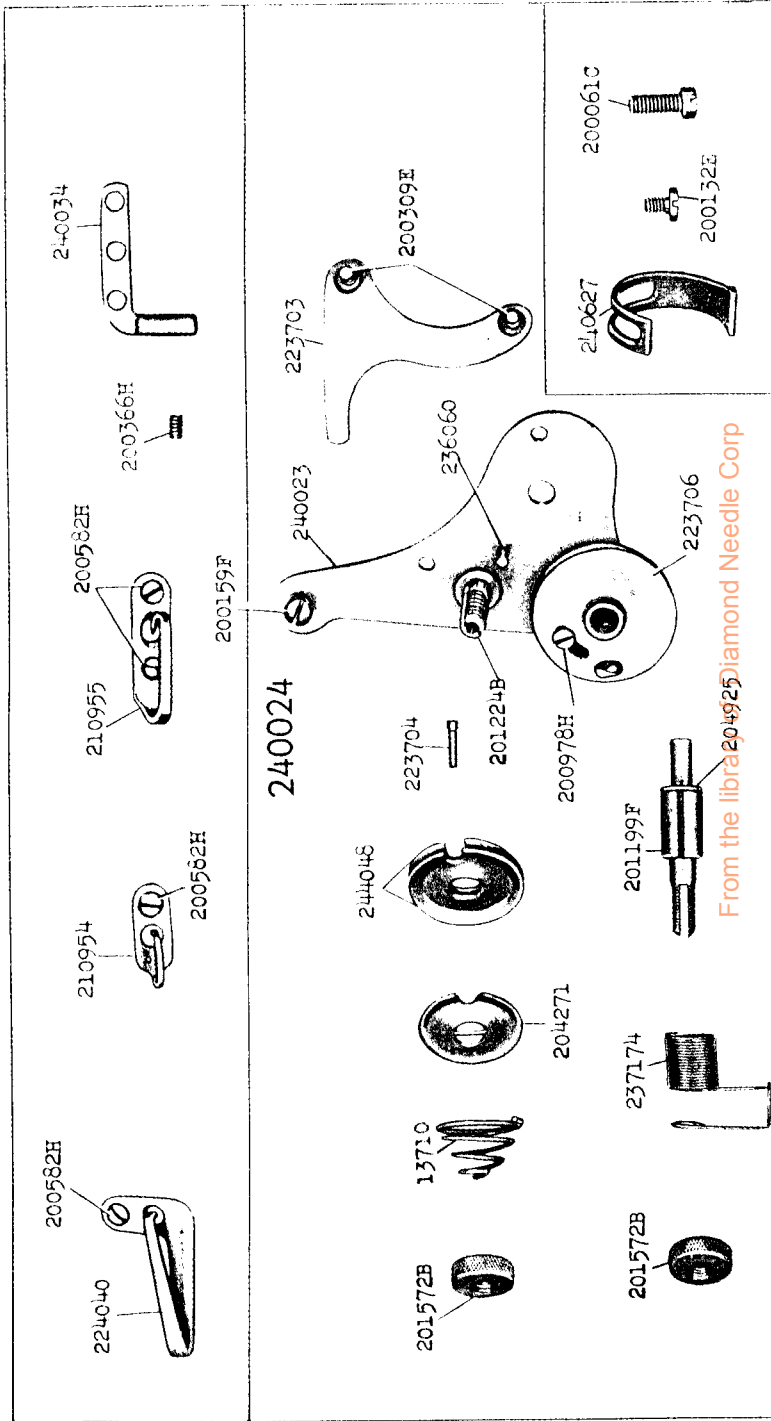


From the library of: Diamond Needle Corp

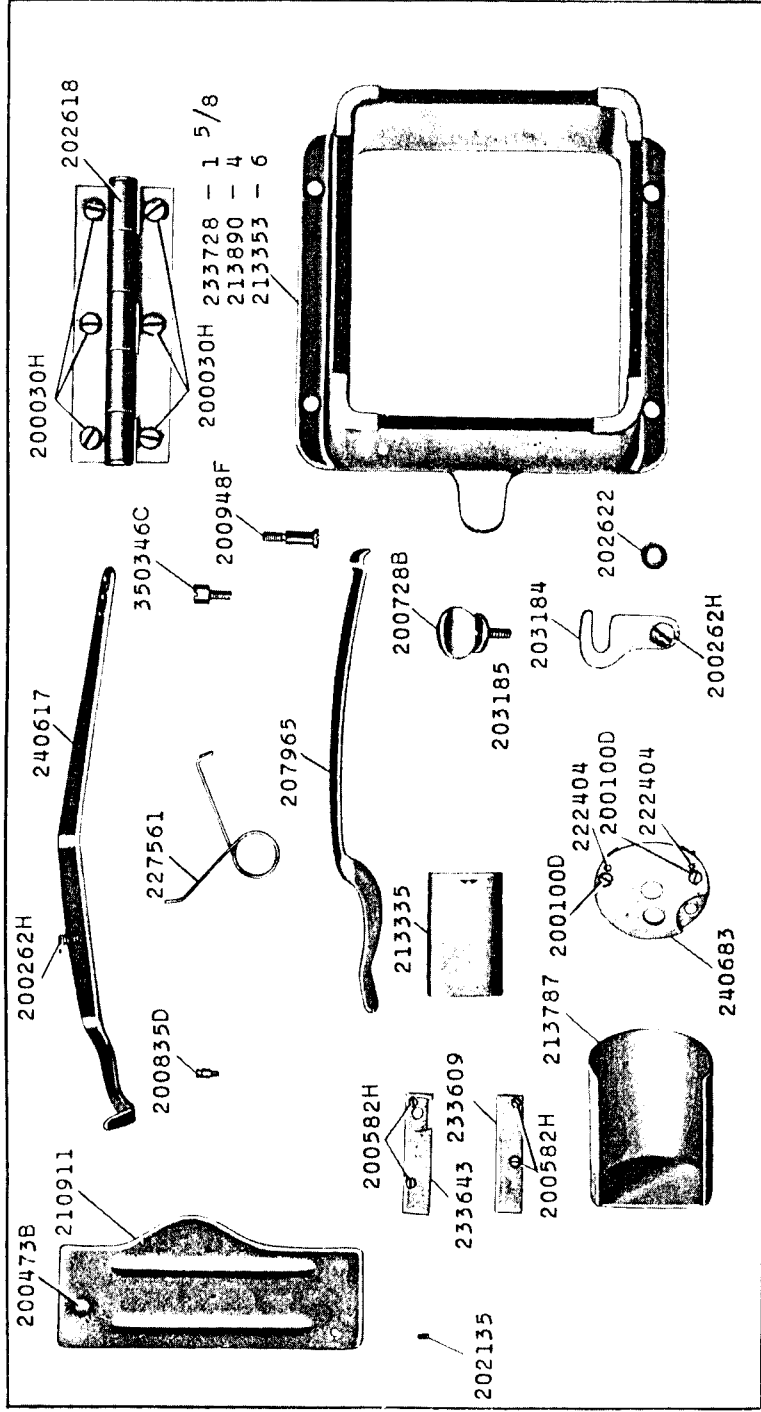
16919 - 1/2



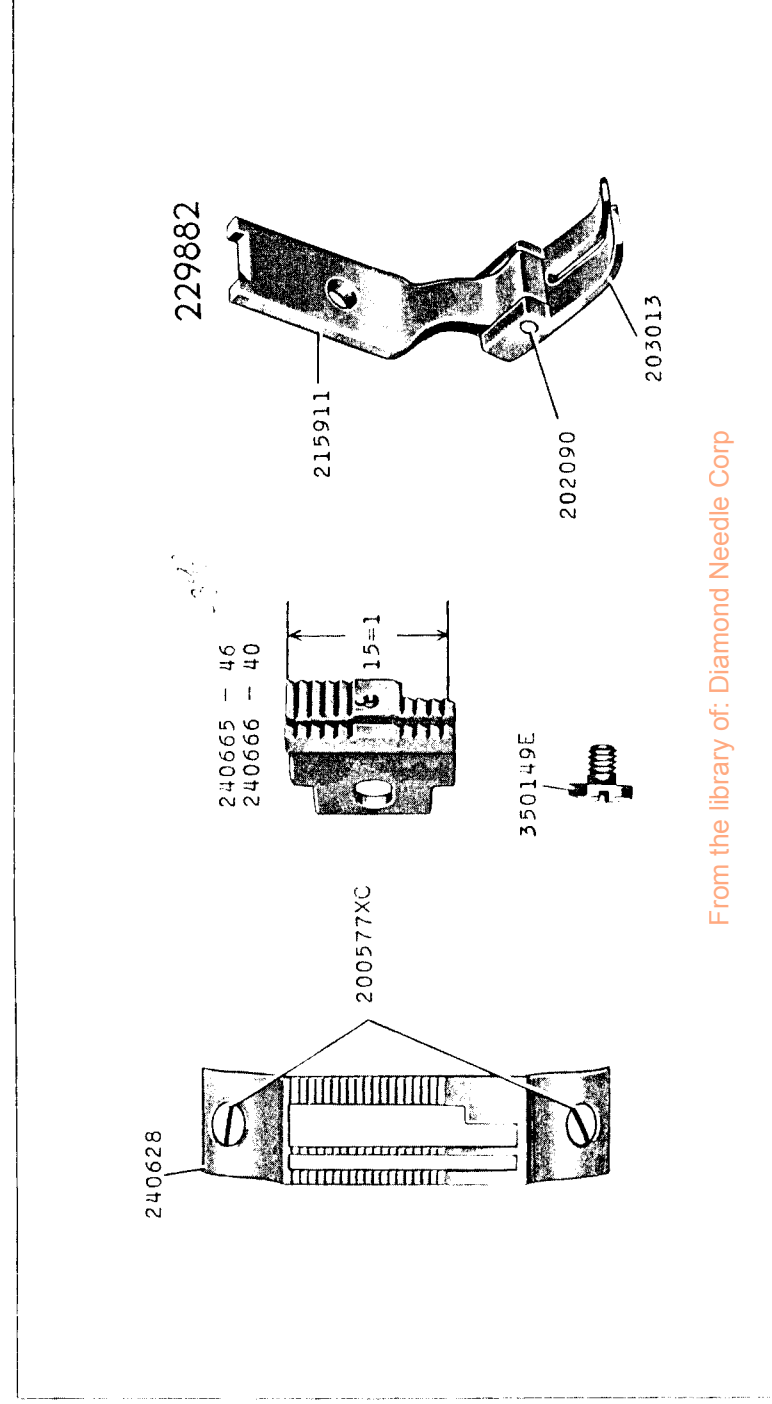
16920 - 2/3



16921 - 1/4

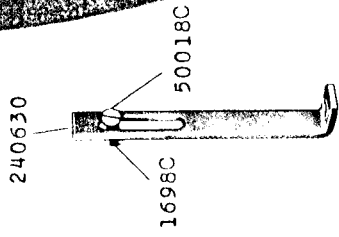



16922

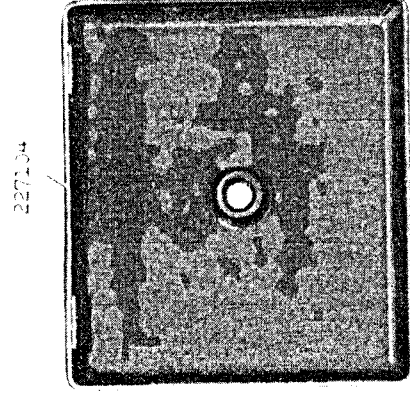


From the library of: Diamond Needle Corp

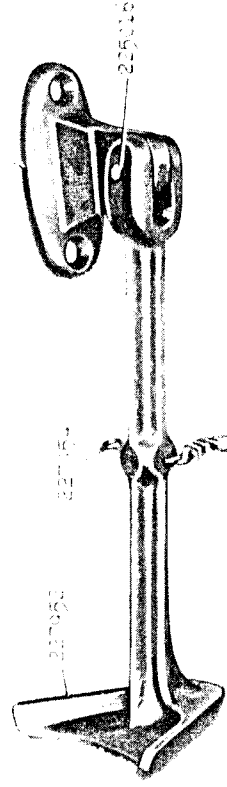
16923 - 3/8



16962 - 1/3

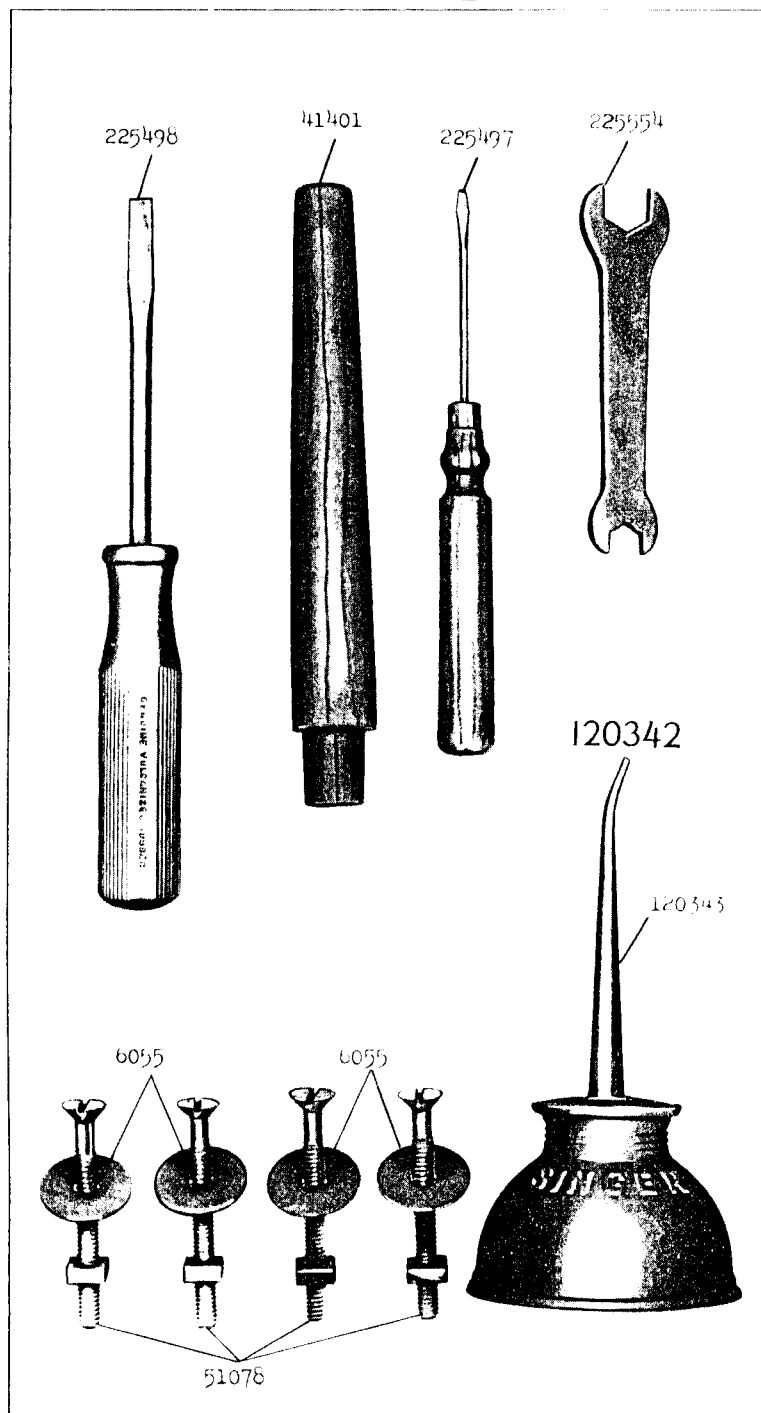


227955



From the library of: Diamond Needle Corp

17716 - 1/2



From the library of: Diamond Needle Corp